

If you have any questions, please contact me at jamie@teachmommyteach.com

Thank you for downloading!

You May:

- use these resources in your own home or classroom for non-commercial use.
- print as many copies as you would like.
- share the website link, <https://teachmommyteach.com/>, where this printable can be found, so that others can download the file.

You May NOT:

- sell, give away, or share a printed copy. Each person should download separately and print.
- print out a copy for multiple teachers, as in an entire school, co-op, or other group. Each teacher should download separately and print.
- link directly to the pdf. Instead, link to the page on <https://teachmommyteach.com/> or <https://teacherspayteacher.com/> where you found the download.
- claim this or any part of this printable as your own.
- alter this printable and claim it as your own.
- host any of the files on your personal or other websites that can be shared with others.
- Upload this resource to any file sharing sites

Credits!! Thank you Speaking of Images and Open Clipart!



<https://www.teacherspayteachers.com/Store/Speaking-Of-Images>



<https://openclipart.org/>

Sight Words First Grade

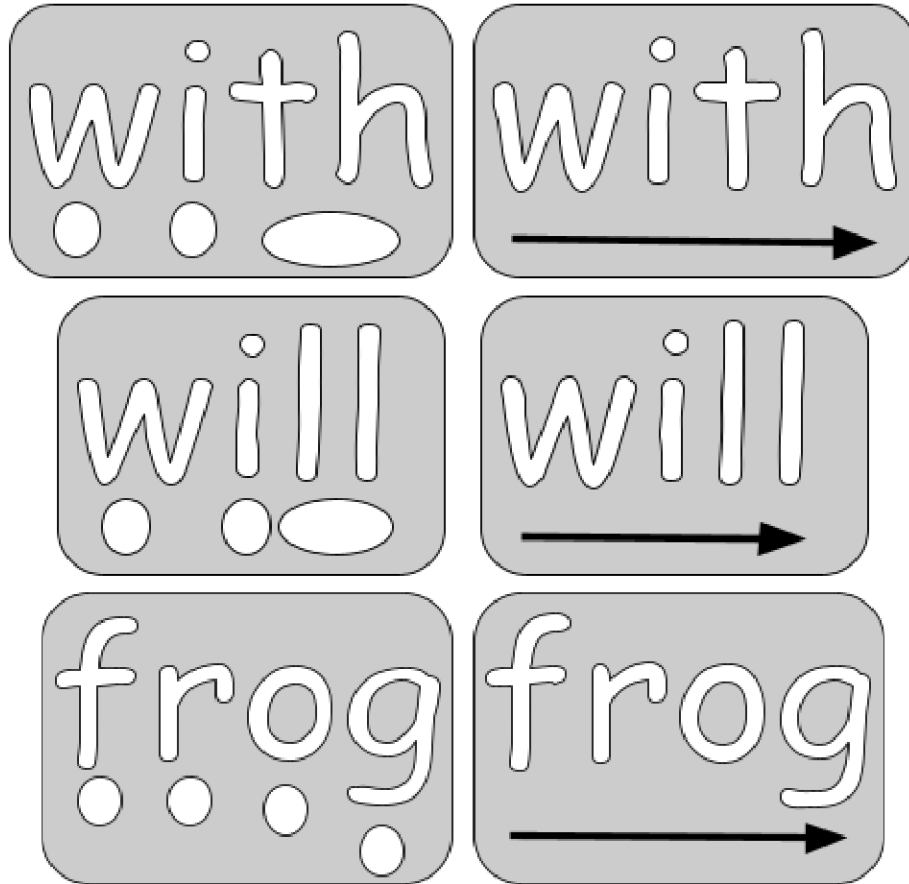
Book 14: The Sled

Pre-Reading Worksheets

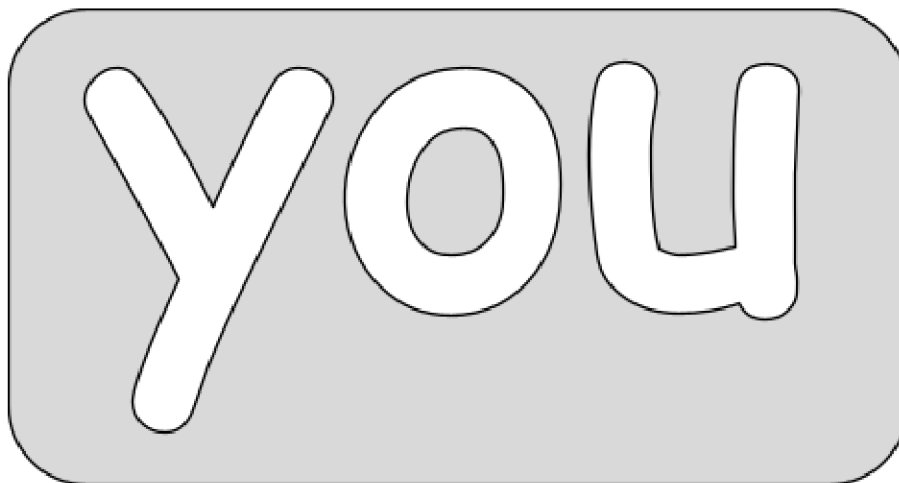
Your child will practice the high-frequency words *will*, *with*, and *you*. Your child will also practice CVC words, blends, and review previously learned sight words.

Name: _____

Touch each dot and say the sound the letter(s) represent. Then, touching the arrow, put the sounds together to sound out the word.



Let's practice the sight word **you**. When you read this word, it sounds just like you are saying the letter U. Color the sight word **you**.



Name: _____




Let's review a few sight words. Read each word, and color the snowflakes according to the code below.

you=green

said=yellow

will=purple

with=red



Sight Words First Grade

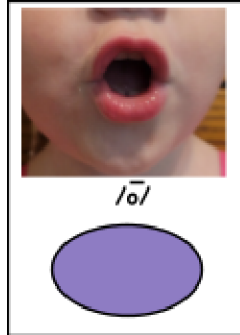
Book 14: The Sled

Extra Practice

Post-Reading Worksheets

Name: _____

Read the following short story. This story reviews the sight words *said*, *you*, *will*, and *with*. This story also reviews the O W spelling for the long o sound.



"Will you go in the snow with me?" said Jill.

"Yes! Will you throw a snowball?" said Bill

"Yes!" said Jill.

Bill bent low and got a snowball. Throw!

"Oh no! A snowball hit my bow!" said Jill.

Bill got the bow for Jill.

Bill and Jill had fun in the snow!



Thank you openclipart.org for the wonderful clipart!

Sight Words First Grade

Book 14: The Sled

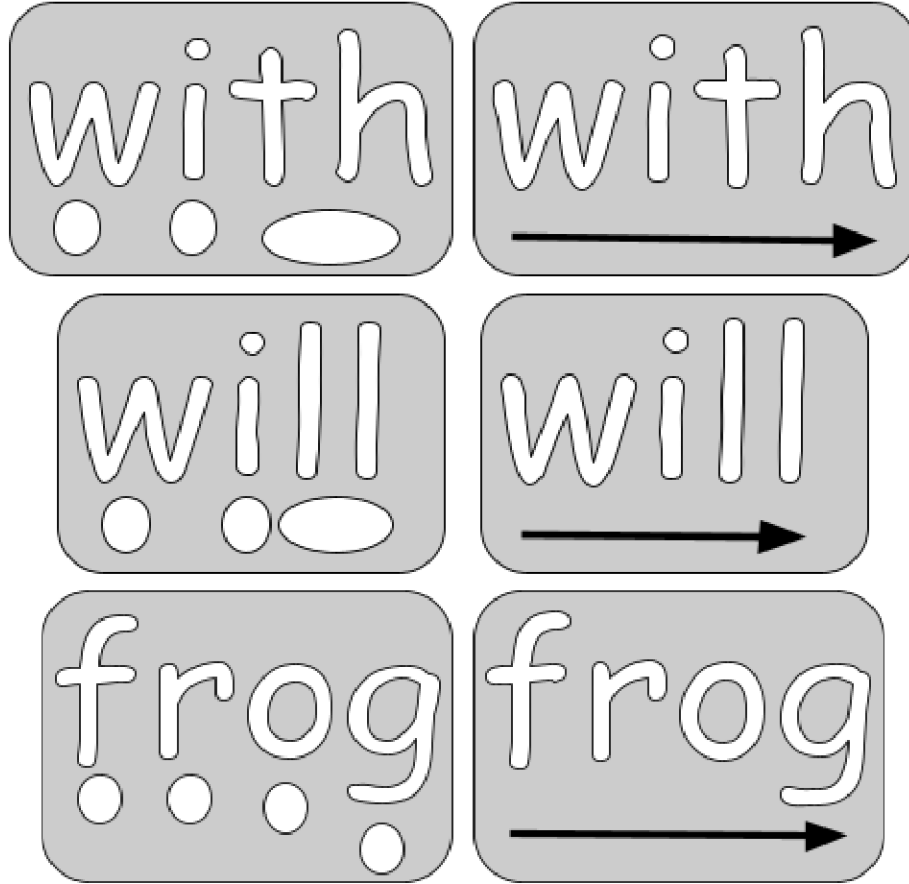
Answers

Pre-Reading Worksheets

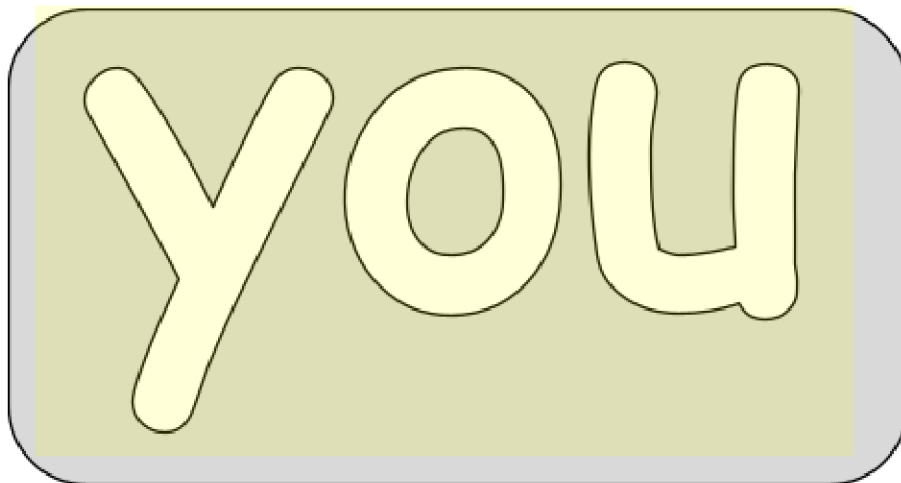
Your child will practice the high-frequency words *will*, *with*, and *you*. Your child will also practice CVC words, blends, and review previously learned sight words.

Name: **Answers**

Touch each dot and say the sound the letter(s) represent. Then, touching the arrow, put the sounds together to sound out the word.



Let's practice the sight word **you**. When you read this word, it sounds just like you are saying the letter U. Color the sight word **you**.



Name: Answers


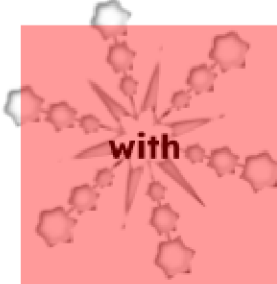




Let's review a few sight words. Read each word, and color the snowflakes according to the code below.

you=green

said=yellow

will=purple

with=red



Sight Words First Grade

Book 14: The Sled

Answers

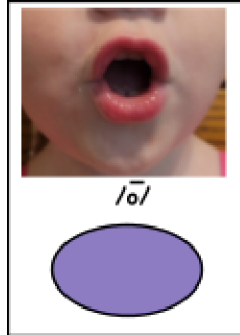
Extra Practice

Post-Reading Worksheets

Answers

Name: _____

Read the following short story. This story reviews the sight words *said*, *you*, *will*, and *with*. This story also reviews the O W spelling for the long o sound.



"Will you go in the snow with me?" said Jill.

"Yes! Will you throw a snowball?" said Bill

"Yes!" said Jill.

Bill bent low and got a snowball. Throw!

"Oh no! A snowball hit my bow!" said Jill.

Bill got the bow for Jill.

Bill and Jill had fun in the snow!



Thank you openclipart.org for the wonderful clipart!